



Location: ACL1 - City Hall

Report on 24-hour TSP monitoring

Action Level ($\mu\text{g}/\text{m}^3$) - 163

Limit Level ($\mu\text{g}/\text{m}^3$) - 260

Date	Sampling Time	Weather Condition	Filter paper no.	Filter Weight, g		Elapse Time, hr		Sampling Time, hr	Flow Rate, m^3/min			Total Volume, m^3	TSP Level, $\mu\text{g}/\text{m}^3$
				Initial	Final	Initial	Final		Initial, Q_{si}	Final, Q_{sf}	Average		
1-Apr-19	8:00	Cloudy	ACL1_24hr 140753	2.6399	2.7419	5333.81	5357.81	24.00	0.82	0.82	0.82	1185	86.1
6-Apr-19	8:00	Cloudy	ACL1_24hr 140944	2.6480	2.7320	5360.81	5384.81	24.00	0.81	0.81	0.81	1168	71.9
12-Apr-19	8:00	Cloudy	ACL1_24hr 140758	2.6590	2.6973	5387.85	5411.85	24.00	0.82	0.82	0.82	1177	32.5
17-Apr-19	8:00	Cloudy	ACL1_24hr 141103	2.6523	2.7105	5414.85	5438.85	24.00	0.81	0.81	0.81	1171	49.7
23-Apr-19	8:00	Fine	ACL1_24hr 141011	2.7735	2.7911	5441.86	5465.86	24.00	0.86	0.86	0.86	1233	14.3
29-Apr-19	8:00	Fine	ACL1_24hr 141177	2.6870	2.7429	5468.87	5492.87	24.00	0.86	0.86	0.86	1237	45.2

Report on 1-hour TSP monitoring

Action Level ($\mu\text{g}/\text{m}^3$) - 460

Limit Level ($\mu\text{g}/\text{m}^3$) - 500

Date	Sampling Time	Weather Condition	Filter paper no.	Filter Weight, g		Elapse Time, hr		Sampling Time, hr	Flow Rate, m^3/min			Total Volume, m^3	TSP Level, $\mu\text{g}/\text{m}^3$
				Initial	Final	Initial	Final		Initial, Q_{si}	Final, Q_{sf}	Average		
2-Apr-19	8:30	Cloudy	ACL1_1hr_1 140885	2.6174	2.6185	5357.81	5358.81	1.00	0.82	0.82	0.82	49	22.3
2-Apr-19	10:20	Cloudy	ACL1_1hr_2 140844	2.6664	2.6680	5358.81	5359.81	1.00	0.82	0.82	0.82	49	32.4
2-Apr-19	13:00	Cloudy	ACL1_1hr_3 140950	2.6495	2.6497	5359.81	5360.81	1.00	0.82	0.82	0.82	49	4.1
8-Apr-19	9:20	Cloudy	ACL1_1hr_1 140771	2.6547	2.6566	5384.81	5385.81	1.00	0.81	0.81	0.81	48	39.2
8-Apr-19	10:25	Cloudy	ACL1_1hr_2 140762	2.6556	2.6584	5385.81	5386.81	1.00	0.81	0.81	0.81	48	57.8
8-Apr-19	13:00	Cloudy	ACL1_1hr_3 140761	2.6390	2.6422	5386.81	5387.81	1.00	0.81	0.81	0.81	48	66.0
13-Apr-19	8:35	Cloudy	ACL1_1hr_1 140957	2.7529	2.7529	5411.85	5412.85	1.00	0.82	0.82	0.82	49	<0.1
13-Apr-19	9:40	Cloudy	ACL1_1hr_2 140781	2.6620	2.6633	5412.85	5413.85	1.00	0.82	0.82	0.82	49	26.4
13-Apr-19	10:55	Cloudy	ACL1_1hr_3 140964	2.7816	2.7846	5413.85	5414.85	1.00	0.82	0.82	0.82	49	61.0
18-Apr-19	9:05	Cloudy	ACL1_1hr_1 141004	2.7547	2.7571	5438.85	5439.85	1.00	0.81	0.81	0.81	49	49.3
18-Apr-19	10:10	Cloudy	ACL1_1hr_2 141007	2.7759	2.7777	5439.85	5440.85	1.00	0.81	0.81	0.81	49	36.9
18-Apr-19	13:00	Cloudy	ACL1_1hr_3 141010	2.7793	2.7793	5440.85	5441.85	1.00	0.81	0.81	0.81	49	<0.1
24-Apr-19	13:00	Fine	ACL1_1hr_1 140996	2.7771	2.7965	5465.87	5466.87	1.00	0.86	0.86	0.86	51	377.6
24-Apr-19	14:20	Fine	ACL1_1hr_2 141183	2.6835	2.6844	5466.87	5467.87	1.00	0.86	0.86	0.86	51	17.5
24-Apr-19	15:35	Fine	ACL1_1hr_3 141174	2.7008	2.7008	5467.87	5468.87	1.00	0.86	0.86	0.86	51	<0.1
30-Apr-19	8:25	Fine	ACL1_1hr_1 140965	2.7681	2.7681	5492.87	5493.87	1.00	0.86	0.86	0.86	51	<0.1
30-Apr-19	10:05	Fine	ACL1_1hr_2 140982	2.7434	2.7434	5493.87	5494.87	1.00	0.86	0.86	0.86	51	<0.1
30-Apr-19	14:15	Fine	ACL1_1hr_3 141054	2.6787	2.6809	5494.87	5495.87	1.00	0.86	0.86	0.86	51	42.8



Location: ACL2a - Contractor HK/2012/08 Site office

Report on 24-hour TSP monitoring
Action Level ($\mu\text{g}/\text{m}^3$) - 187.3
Limit Level ($\mu\text{g}/\text{m}^3$) - 260

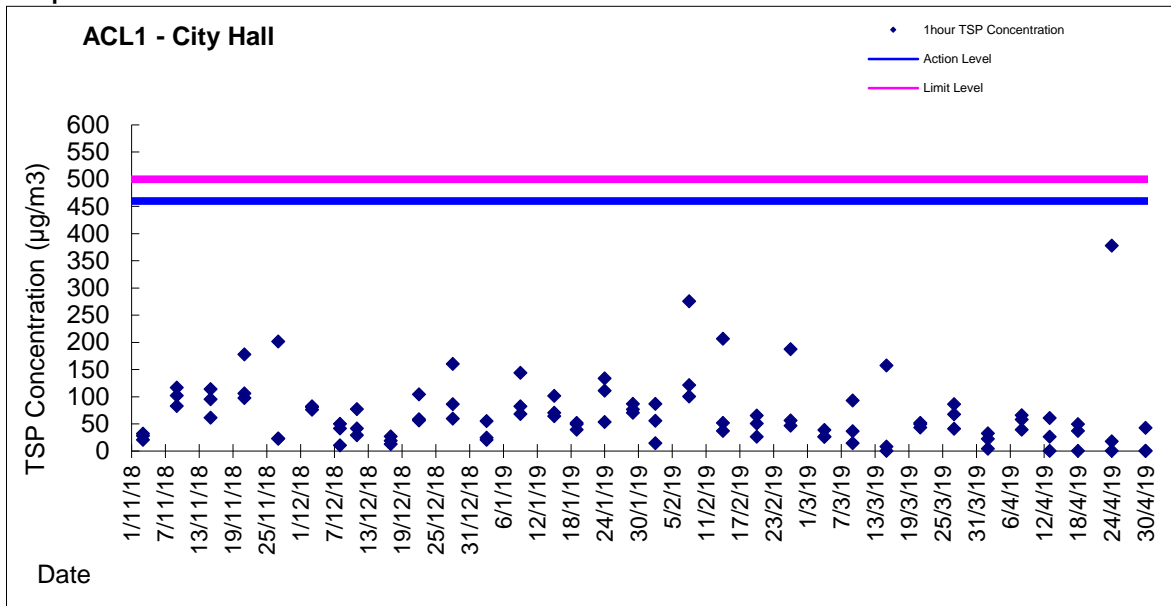
Date	Sampling Time	Weather Condition	Filter paper no.	Filter Weight, g		Elapse Time, hr		Sampling Time, hr	Flow Rate, m^3/min			Total Volume, m^3	TSP Level, $\mu\text{g}/\text{m}^3$
				Initial	Final	Initial	Final		Initial, Q_{in}	Final, Q_{out}	Average		
1-Apr-19	8:00	Cloudy	ACL2a_24hr_140910	2.6395	2.7409	10557.41	10581.41	24.00	1.11	1.12	1.12	1606	63.1
6-Apr-19	8:00	Cloudy	ACL2a_24hr_140919	2.6473	2.7347	10584.39	10608.39	24.00	1.11	1.10	1.10	1591	54.9
12-Apr-19	8:00	Cloudy	ACL2a_24hr_140785	2.6526	2.6929	10611.39	10635.39	24.00	1.11	1.11	1.11	1599	25.2
17-Apr-19	8:00	Cloudy	ACL2a_24hr_140967	2.7537	2.8032	10638.39	10662.39	24.00	1.11	1.11	1.11	1594	31.1
23-Apr-19	8:00	Fine	ACL2a_24hr_141145	2.6584	2.6947	10665.39	10689.39	24.00	1.10	1.10	1.10	1584	22.9
29-Apr-19	8:00	Fine	ACL2a_24hr_141169	2.6883	2.7407	10692.39	10716.39	24.00	1.10	1.10	1.10	1586	33.0

Report on 1-hour TSP monitoring
Action Level ($\mu\text{g}/\text{m}^3$) - 300.1
Limit Level ($\mu\text{g}/\text{m}^3$) - 500

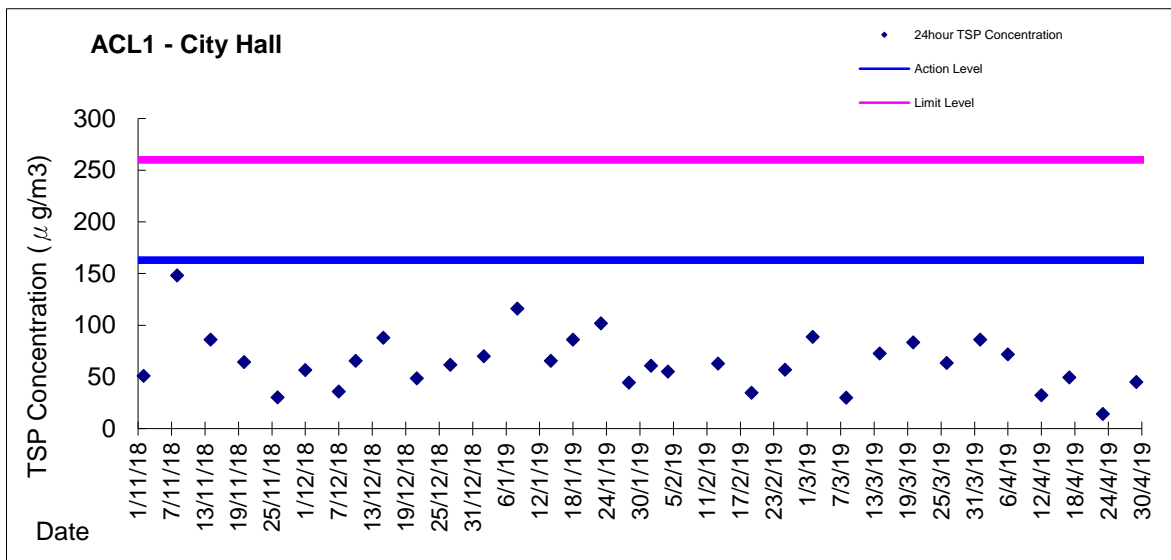
Date	Sampling Time	Weather Condition	Filter paper no.	Filter Weight, g		Elapse Time, hr		Sampling Time, hr	Flow Rate, m^3/min			Total Volume, m^3	TSP Level, $\mu\text{g}/\text{m}^3$
				Initial	Final	Initial	Final		Initial, Q_{in}	Final, Q_{out}	Average		
2-Apr-19	8:10	Cloudy	ACL2a_1hr_1_140544	2.6174	2.6184	10581.41	10582.41	1.00	1.12	1.12	1.12	67	14.9
2-Apr-19	10:07	Cloudy	ACL2a_1hr_2_140841	2.6460	2.6474	10582.41	10583.41	1.00	1.12	1.12	1.12	67	20.9
2-Apr-19	13:00	Cloudy	ACL2a_1hr_3_140913	2.6668	2.6686	10583.41	10584.41	1.00	1.12	1.12	1.12	67	26.9
8-Apr-19	13:00	Cloudy	ACL2a_1hr_1_140782	2.6607	2.6633	10608.39	10609.39	1.00	1.10	1.10	1.10	66	39.3
8-Apr-19	14:15	Cloudy	ACL2a_1hr_2_140791	2.6511	2.6528	10609.39	10610.39	1.00	1.10	1.10	1.10	66	25.7
8-Apr-19	15:30	Cloudy	ACL2a_1hr_3_140786	2.6445	2.6453	10610.39	10611.39	1.00	1.10	1.10	1.10	66	12.1
13-Apr-19	8:16	Cloudy	ACL2a_1hr_1_140954	2.7563	2.7563	10635.39	10636.39	1.00	1.11	1.11	1.11	67	<0.1
13-Apr-19	9:30	Cloudy	ACL2a_1hr_2_140778	2.6466	2.6476	10636.39	10637.39	1.00	1.11	1.11	1.11	67	15.0
13-Apr-19	10:38	Cloudy	ACL2a_1hr_3_140960	2.7601	2.7624	10637.39	10638.39	1.00	1.11	1.11	1.11	67	34.4
18-Apr-19	8:20	Cloudy	ACL2a_1hr_1_141163	2.6903	2.6917	10662.39	10663.39	1.00	1.11	1.11	1.11	66	21.1
18-Apr-19	9:23	Cloudy	ACL2a_1hr_2_141151	2.6917	2.6922	10663.39	10664.39	1.00	1.11	1.11	1.11	66	7.5
18-Apr-19	10:26	Cloudy	ACL2a_1hr_3_141153	2.6865	2.6909	10664.39	10665.39	1.00	1.11	1.11	1.11	66	66.3
24-Apr-19	8:20	Fine	ACL2a_1hr_1_141098	2.6872	2.6872	10689.39	10690.39	1.00	1.10	1.10	1.10	66	<0.1
24-Apr-19	9:23	Fine	ACL2a_1hr_2_141099	2.6827	2.6827	10690.39	10691.39	1.00	1.10	1.10	1.10	66	<0.1
24-Apr-19	10:25	Fine	ACL2a_1hr_3_141167	2.6848	2.6856	10691.39	10692.39	1.00	1.10	1.10	1.10	66	12.1
30-Apr-19	8:51	Fine	ACL2a_1hr_1_140998	2.7690	2.7690	10716.39	10717.39	1.00	1.10	1.10	1.10	66	<0.1
30-Apr-19	9:56	Fine	ACL2a_1hr_2_140981	2.7517	2.7517	10717.39	10718.39	1.00	1.10	1.10	1.10	66	<0.1
30-Apr-19	13:00	Fine	ACL2a_1hr_3_141053	2.6681	2.6713	10718.39	10719.39	1.00	1.10	1.10	1.10	66	48.5



Graphic Presentation of 1 hour TSP Result

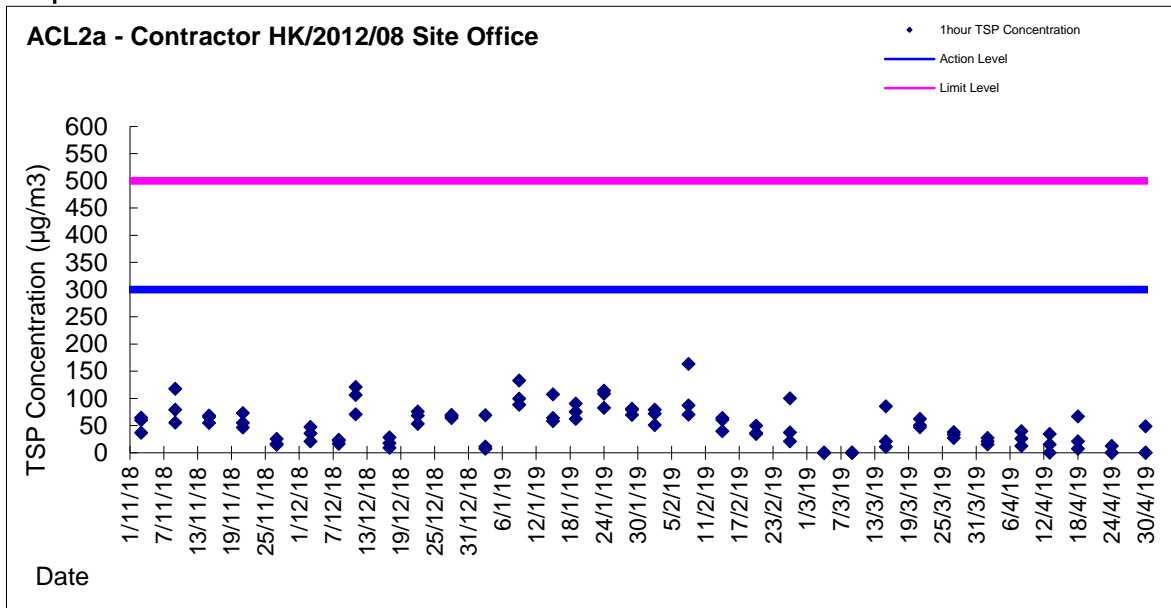


Graphic Presentation of 24 hour TSP Result





Graphic Presentation of 1 hour TSP Result



Graphic Presentation of 24 hour TSP Result

